







# Once Upon a Time - RECEPTION- Spring 2

## Our values

### Key Vocabulary

Story		End	
Beginning		Characters	
Middle		Setting	



- Inspired and inspire others
- Respected and respect everyone
- Successful and help others to succeed
- Resilient and help others to develop resilience
- Heard and cared for

### British values

- Democracy
- The rule of Law
- Individual Liberty
- Mutual Respect
- Tolerance of those of different faiths and beliefs

### Our Books of the Week



## RECEPTION Curriculum leaflet Spring 2

### Once Upon a Time



#### Personal, Social & Emotional Development

- We will be learning how to:**
- Build constructive and respectful relationships
  - Identify and moderate their own feelings socially and emotionally
- You can Help Me At Home By:**
- Encourage children to form healthy relationships with the others based on mutual respect

#### Communication and Language

- We will be learning how to:**
- Describe events in some detail
  - Listen to and talk about stories to build familiarity and understanding
  - Learn, rhymes, poems and songs
- You can Help Me At Home By:**
- Encouraging me to retell stories

#### Maths

- We will be learning how to:**
- Number bonds to 10
  - Compare numbers
  - Explore length, weight, capacity.
  - Select, rotate and manipulate shapes
- You can Help Me At Home By:**
- Help your child complete maths home learning

#### Expressive Arts

- We will be learning how to:**
- Develop storylines in their pretend play.
  - Explore and engage in music making and dance.
- You can Help Me At Home By:**
- Encourage me to use a range a resources to create own story props.

#### Physical Development

- Our sport coach will be teaching PE every **Tuesday** Your child should come to school in comfortable PE clothes.
- We will be learning how to:**
- Develop fine motor skills using a range of tools
  - Combine different movements with ease and fluency

#### Understanding the World

- We will be learning how to:**
- Compare and contrast characters from stories
  - Create simple maps
- You can Help Me At Home By:**
- Talking about differences and similarities in environments.

#### Literacy

- We will be learning how to:**
- Use blending with confidence to read words and sentences
  - Re-read books to build up confidence in word reading
  - Form letters correctly
- You can Help Me At Home By:**
- Read with your children daily and encourage them to identify tricky and high frequency words in bedtime stories.

RECEPTION	Week 1	Week 2	Week 3
<h1>Maths</h1> <h2>Spring 2</h2>	<b>Revise 1, 2, 3, 4, 5, 6, 7, 8, 9, 10</b> <ul style="list-style-type: none"> <li>Identify how many objects are in a set</li> <li>1p, 2p, £1, £2, £5, £10</li> <li>Identify shapes learned</li> <li>One more/one less</li> <li>Continue patterns</li> <li>Number bonds to 10</li> <li>Number sentences</li> <li>Order numbers to 10 and find the missing number</li> <li>Explore length, weight, capacity</li> </ul>	<b>Number 11</b> <ul style="list-style-type: none"> <li>Recognise number 11</li> <li>Identify the quantity 11</li> <li>Count 11 objects from a larger group</li> <li>Find 11 on the clock</li> <li>Shape - 3D cylinder</li> <li>Order numbers to 11</li> <li>Know that 11 is <math>7+4/3+8/11+0</math></li> <li>Number bonds to 11</li> <li>Make 11p/£11 (paper money)</li> <li>Number sentences to make 11</li> </ul>	<b>Number 12</b> <ul style="list-style-type: none"> <li>Recognise number 12</li> <li>Identify the quantity 12</li> <li>Count 12 objects from a larger group</li> <li>Find 12 on the clock</li> <li>Shape - 3D Pyramid</li> <li>Order numbers to 12</li> <li>Know that 12 is <math>7+5/4+8/12+0</math></li> <li>Number bonds to 12</li> <li>Make 12p/£12 (paper money)</li> <li>Number sentences to make 12</li> </ul>
	Week 4	Week 5	Week 6
<b>Number 13</b> <ul style="list-style-type: none"> <li>Recognise number 13</li> <li>Identify the quantity 13</li> <li>Count 13 objects from a larger group</li> <li>Shape - 3D cube</li> <li>Order numbers to 13</li> <li>Know that 13 is <math>10+3/4+9/6+7</math></li> <li>Number bonds to 13</li> <li>Make 13p/£13 (paper money)</li> <li>Number sentences to make 13</li> <li>Explore length</li> <li>Continue pattern</li> </ul>	<b>Number 14</b> <ul style="list-style-type: none"> <li>Recognise number 14</li> <li>Identify the quantity 14</li> <li>Count 14 objects from a larger group</li> <li>Shape - 3D cuboid</li> <li>Order numbers to 14</li> <li>Know that 14 is <math>10+4/5+9/7+7</math></li> <li>Number bonds to 14</li> <li>Make 14p/£14 (paper money)</li> <li>Number sentences to make 14</li> <li>Explore weight</li> <li>Continue pattern</li> </ul>	<b>Revise 1 to 14</b> <ul style="list-style-type: none"> <li>Identify how many objects are in a set</li> <li>1p, 2p, £1, £2, £5, £10</li> <li>Identify shapes learned</li> <li>One more/one less</li> <li>Continue patterns</li> <li>Number bonds to 14</li> <li>Number sentences</li> <li>Order numbers to 14 and find the missing number</li> <li>Explore length, weight, capacity</li> </ul>	

## PSHE Rights and Responsibilities - RECEPTION- Spring 2

### Our Themes

Rights and responsibilities what are they?

Looking after my special people

Being helpful at home and caring for our classroom



Caring for our world

Looking after money - recognising and spending

Looking after money - saving and keep it safe

### Our Learning Intentions

Children will be able to:

- Understand that they can make a difference.
- Identify how they can care for their home, school and special people.
- Talk about how they can make an impact on the natural world.
- Talk about similarities and differences between themselves.
- Demonstrate building relationships with friends.

# RE Right and wrong, fairness and justice - RECEPTION- Spring 2

## Our Themes

Right, wrong, fairness, justice  
- what do they mean?

Sharing and taking turns

Helping each other - fairness



Justice

Right and wrong

Consequence of our behaviour

## Our Learning Intentions

*Children will be able to:*

- *Encourage children to understand the need for agreed values and codes of behaviour*
- *Encourage the development of appropriate behaviour patterns.*
- *Encourage self-discipline and help children to explore and express their feelings and interact positively with each other.*
- *Foster the development of a sense of responsibility.*
- *Realise the effect of their words and actions on themselves and other*